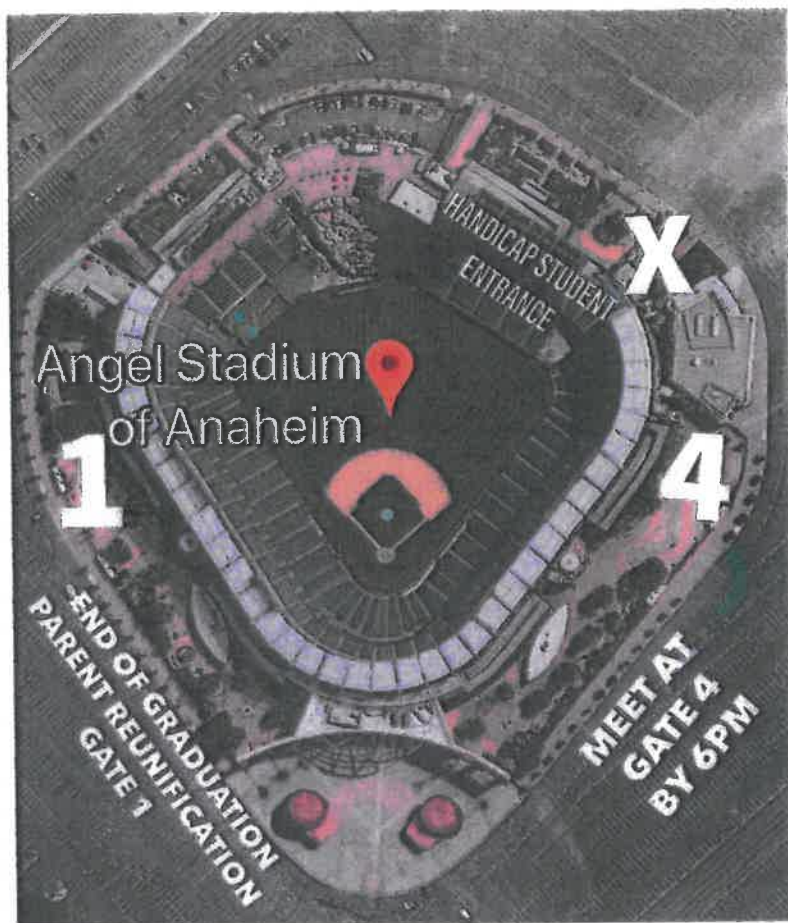


Enter stadium parking area either close to **GATE 4** (on the 1<sup>st</sup> base side) or **GATE 1** on the 3<sup>rd</sup> base side  
 Arrive no later than **6:00 p.m.** in your caps & gowns (with flat shoes (no high heels)).

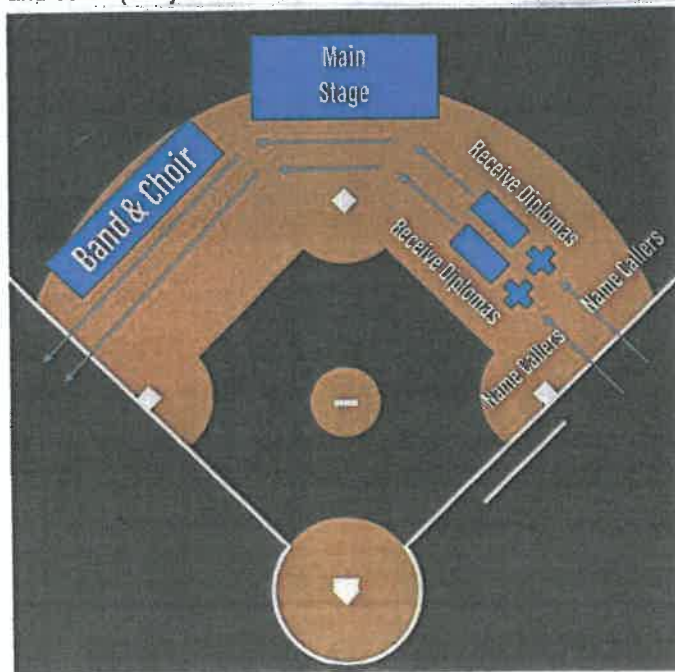
Spectators enter through Main Gate (by the big red hats) & sit on **FIELD LEVEL** behind home plate, fanning out on both sides of the plate.

Meet your Line Leaders inside the stadium at **ENTRY GATE 4 in the Gathering Area**. Line up in with your **SECTION (black or white)** and with your row (**A – Q**) & in numerical order (Line Leader directs) examples: Black – C – 1, Black – C -2, White – F – 18, White F – 17, etc.). Stay in this order to be seated properly.

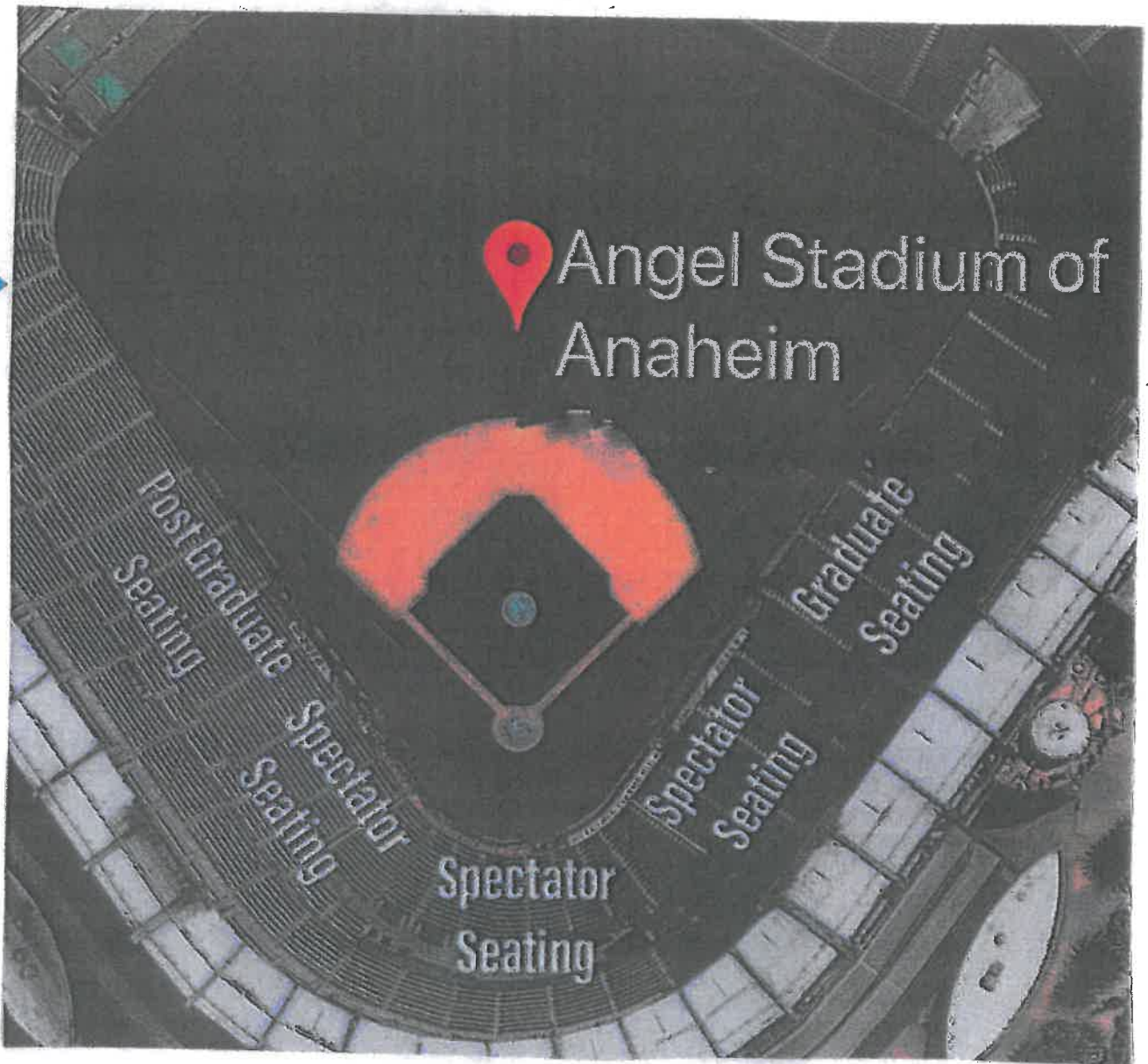
Fill out the Reader Card that the line leader gives you so that the person announcing your name says it correctly. The **PROCESSIONAL** music will play, follow your Line Leader to the **Graduate Seating area on the 1<sup>st</sup> base side**.



When it's time for you to enter the actual field, proceed in order down to the field by 1<sup>st</sup> base & walk to the staging area (by 2<sup>nd</sup> base), tell the reader your name & hand them the Reader Card. You then receive your diploma cover. Exit stage towards 3<sup>rd</sup> base (past the band) for a quick photo & to re-enter the seating area. Your Line Leader will be there to get you seated in the correct sections (Black or White) & in the correct rows and seats (They should match the same row & seat order as before).



At the end of the program, graduates will leave the stadium during the RECESSIONAL music. You will end up near **GATE 1**. Your guests can meet you there for photos if desired.



## CONGRATULATIONS!!!

You can pick up your diploma at Villa Park High School counseling office *starting* Friday, June 14<sup>th</sup>.